

Scaled data based on original data using
LM-79-08 Approved Method: Electrical and Photometric Measurements of Solid-
State Lighting Products

Test Report Prepared for
Cooper Lighting Solutions
(formerly Eaton)

Brand: McGRAW-EDISON

Report Number: P228236

Luminaire Tested: **ISS-AF-1200-LED-E1-SL3-8030**

Issue Date: 3/3/2020

Test Information

Test Method: LM-79-08
Report Number: P228236
TEST IS SCALED FROM IESNA LM-79-08 TEST DATA (P29762)
Test Lab: INNOVATION CENTER-P2
Issue Date: 3/3/2020
Manufacturer: COOPER LIGHTING SOLUTIONS (FORMERLY EATON)
Product Line: MCGRAW-EDISON
Catalog Number: ISS-AF-1200-LED-E1-SL3-8030
Description: IMPACT ELITE LED QUATER SPHERE LUMINAIRE
LIGHT SQUARE WITH ACCULED OPTICS-TYPE III W/SPILL CONTROL
Light Source: (16) 3000K CCT, 80 CRI LEDs
Ballast/Driver: ELECTRONIC DRIVER

Summary

Lumens per Lamp: N/A
Luminaire Lumens: 4996 lumens
Efficiency: N/A
Efficacy: 75.7 lumens/watt
Luminous Opening: Rectangular (W 0.5' x L: 0.5' x H: 0')
IES Classification: Type III - Medium - Non-Cutoff
BUG Rating: B1 - U0 - G2

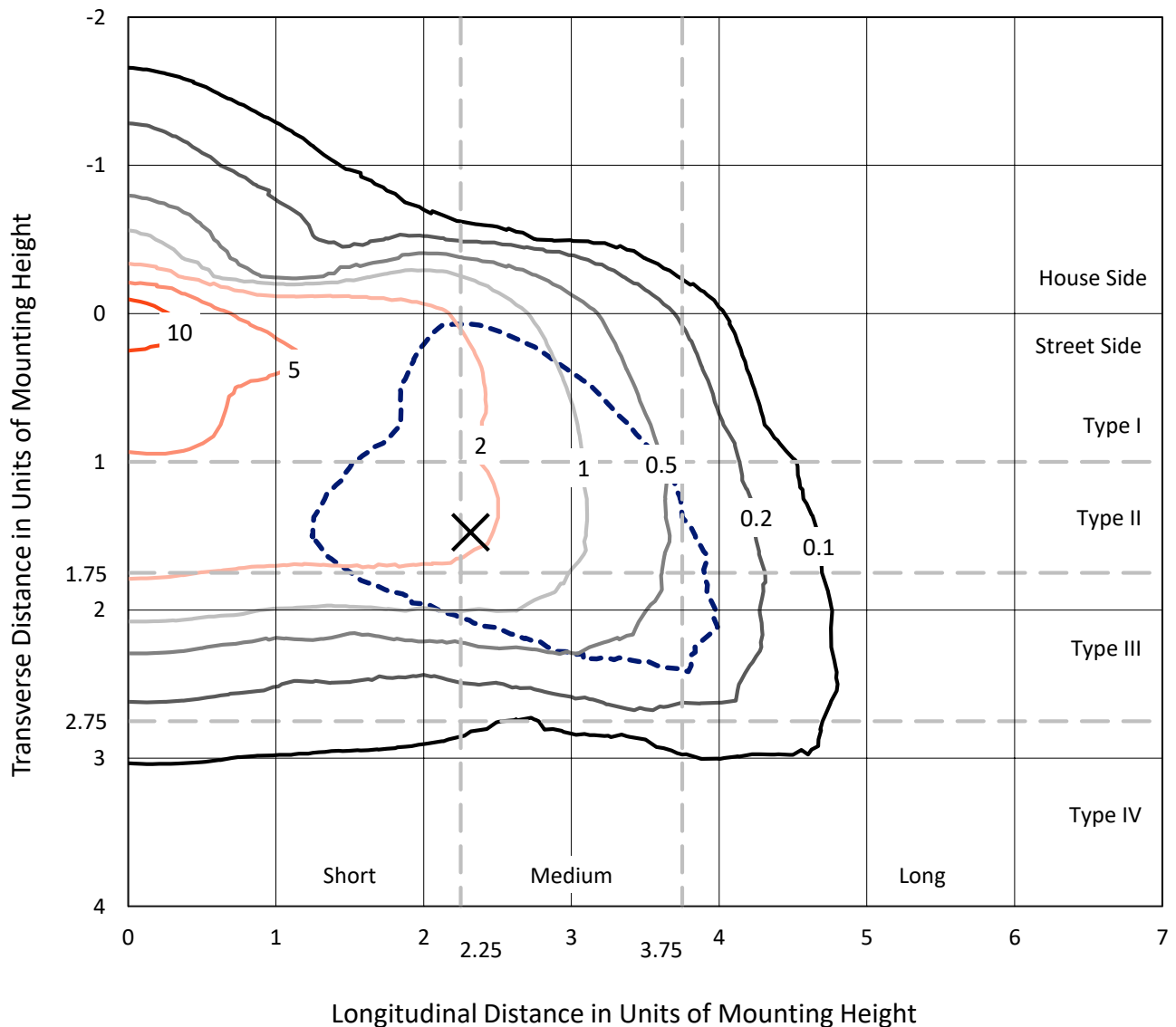
Input Watts (W): 66
Input Voltage (V): 120
Input Current (Ain): NR
Voltage Rise (V): NR
Power Factor: NR
Total Harmonic Distortion (THDi): NR
Frequency (hertz): 60
Stabilization Time: NR
Operation Time: NR
Ambient Temperature (°C): NR
Test Distance: 25 FT



REPORT NUMBER: P228236
 CATALOG NUMBER: ISS-AF-1200-LED-E1-SL3-8030

Iso-Footcandle Lines of Horizontal Illumination

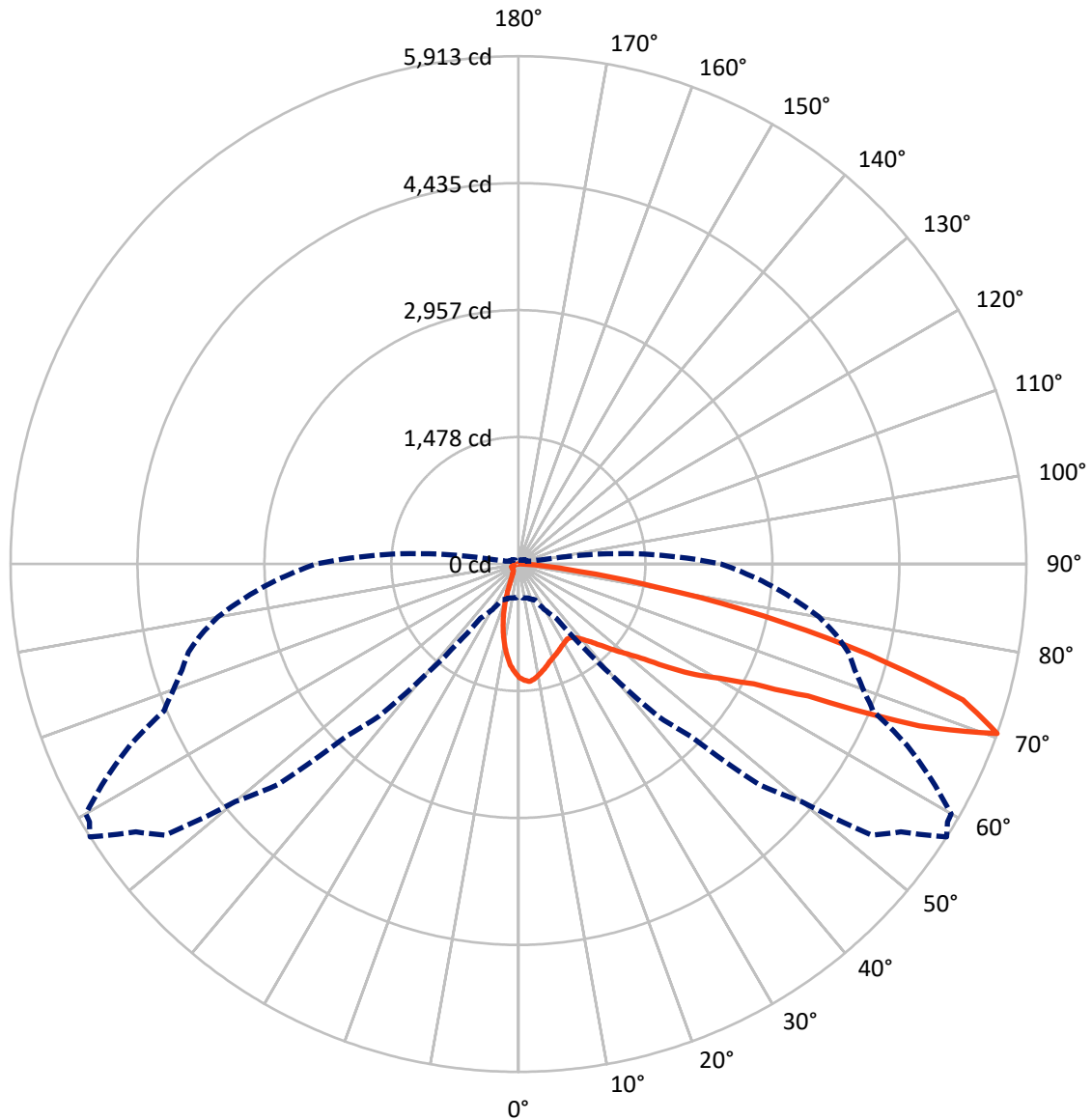
✕ Max cd
 - - - 1/2 Max cd



Based on 10 foot mounting height. Maximum calculated value = 13.2 fc
 Type III - Medium - Non-Cutoff

REPORT NUMBER: P228236
CATALOG NUMBER: ISS-AF-1200-LED-E1-SL3-8030

Luminous Intensity Polar Plot



— Vertical Plane Through 57.5-Deg Lateral - - - Horizontal Cone Through 70-Deg Vertical

REPORT NUMBER: P228236

CATALOG NUMBER: ISS-AF-1200-LED-E1-SL3-8030

FLUX DISTRIBUTION:

		Downward	Upward	Total
House Side	Lumens	618.2	0.0	618.2
	% Fixture	12.4	0.0	12.4
Street Side	Lumens	4377.8	0.0	4377.8
	% Fixture	87.6	0.0	87.6
Total	Lumens	4996.0	0.0	4996.0
	% Fixture	100.0	0.0	100.0

Coefficient of Utilization

ZONAL LUMENS:

Zone	Lumens	% Fixture
0°-10°	114.2	2.3
10°-20°	247.9	5.0
20°-30°	311.5	6.2
30°-40°	407.1	8.1
40°-50°	610.8	12.2
50°-60°	965.6	19.3
60°-70°	1391.9	27.9
70°-80°	861.5	17.2
80°-90°	85.4	1.7
90°-100°	0.0	0.0
100°-110°	0.0	0.0
110°-120°	0.0	0.0
120°-130°	0.0	0.0
130°-140°	0.0	0.0
140°-150°	0.0	0.0
150°-160°	0.0	0.0
160°-170°	0.0	0.0
170°-180°	0.0	0.0
0°-90°	4996.0	100.0
0°-180°	4996.0	100.0



REPORT NUMBER: P228236

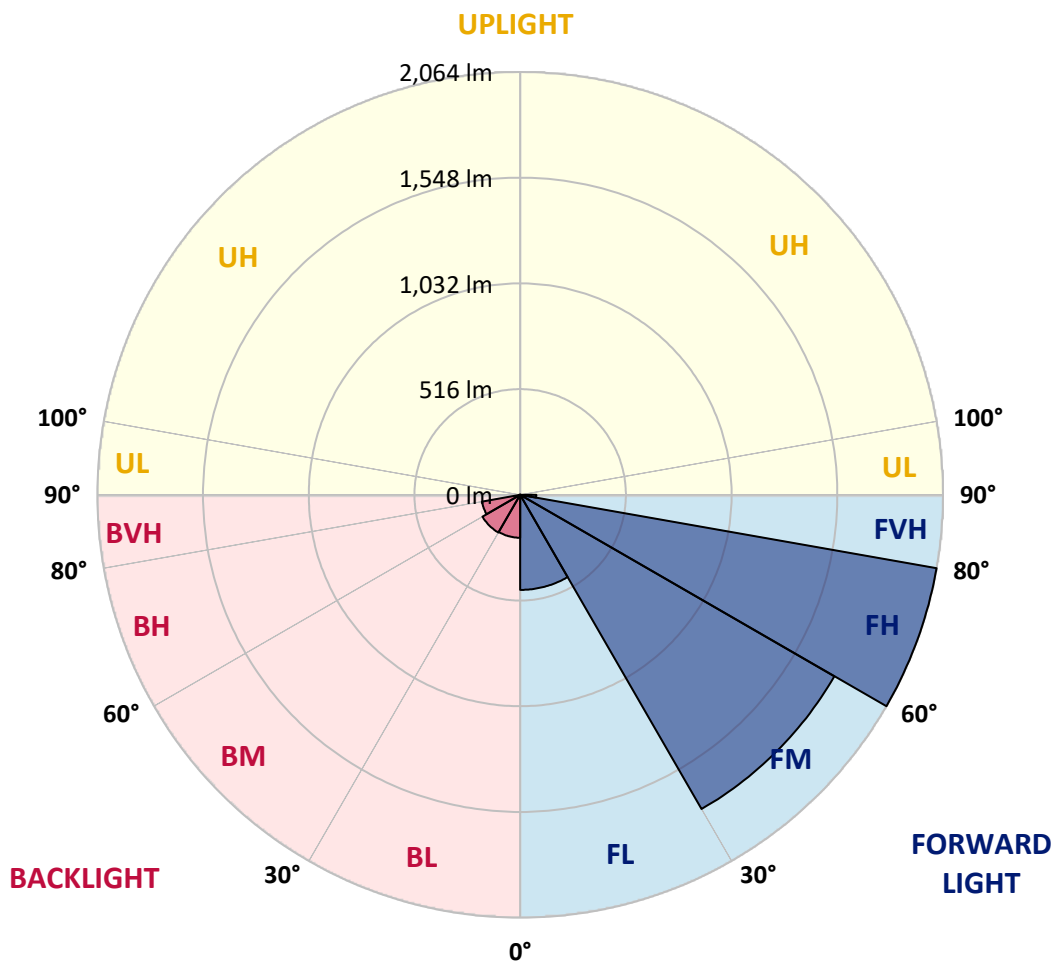
CATALOG NUMBER: ISS-AF-1200-LED-E1-SL3-8030

LUMINAIRE CLASSIFICATION SYSTEM LUMEN TABLE AND BUG RATING:

Zone		Lumens	% Fixture	Zone Rating/Lumen Limit		
				B	U	G
FL	(0°-30°)	464.0	9.3			
FM	(30°-60°)	1771.0	35.4			
FH	(60°-80°)	2064.1	41.3			G2/5000
FVH	(80°-90°)	78.6	1.6			G1/100
BL	(0°-30°)	209.6	4.2	B1/500		
BM	(30°-60°)	212.6	4.3	B0/220		
BH	(60°-80°)	189.2	3.8	B1/500		G1/500
BVH	(80°-90°)	6.8	0.1			G0/10
UL	(90°-100°)	0.0	0.0		U0/0	
UH	(100°-180°)	0.0	0.0		U0/0	

BUG Rating: B1-U0-G2

Type III Medium





REPORT NUMBER: P228236

CATALOG NUMBER: ISS-AF-1200-LED-E1-SL3-8030

CANDELA DISTRIBUTION (FULL):

	0°	5°	15°	25°	35°	37.5°	40°	42.5°	45°	47.5°	50°
0°	1322.4	1322.4	1322.4	1322.4	1322.4	1322.4	1322.4	1322.4	1322.4	1322.4	1322.4
2.5°	1387.9	1386.2	1382.6	1375.5	1372.0	1375.5	1372.0	1366.7	1359.6	1364.9	1361.4
5°	1384.4	1387.9	1380.9	1375.5	1384.4	1387.9	1380.9	1380.9	1373.8	1380.9	1377.3
7.5°	1315.3	1317.0	1318.8	1317.0	1340.1	1340.1	1336.5	1340.1	1341.9	1345.4	1347.2
10°	1228.4	1230.2	1233.7	1239.0	1267.4	1271.0	1272.7	1276.3	1281.6	1285.1	1295.8
12.5°	1141.6	1145.1	1152.2	1169.9	1200.0	1203.6	1208.9	1214.2	1223.1	1228.4	1247.9
15°	1068.9	1070.6	1077.7	1097.2	1141.6	1150.4	1154.0	1161.1	1178.8	1178.8	1200.0
17.5°	1001.5	1005.1	1010.4	1033.4	1077.7	1091.9	1102.6	1106.1	1129.1	1134.5	1159.3
20°	950.1	951.9	953.7	974.9	1015.7	1037.0	1045.8	1060.0	1077.7	1091.9	1113.2
22.5°	921.7	923.5	920.0	928.8	964.3	990.9	1001.5	1015.7	1022.8	1047.6	1060.0
25°	923.5	925.3	916.4	911.1	928.8	957.2	966.1	980.2	976.7	1012.2	1012.2
27.5°	941.2	944.8	935.9	920.0	921.7	944.8	950.1	955.4	944.8	980.2	973.2
30°	976.7	980.2	969.6	957.2	937.7	951.9	951.9	951.9	932.4	962.5	950.1
32.5°	1013.9	1017.5	1013.9	1005.1	980.2	983.8	976.7	973.2	946.6	971.4	951.9
35°	1068.9	1070.6	1072.4	1072.4	1037.0	1044.1	1024.6	1013.9	989.1	1008.6	982.0
37.5°	1134.5	1134.5	1146.9	1152.2	1113.2	1113.2	1091.9	1077.7	1054.7	1061.8	1035.2
40°	1193.0	1198.3	1226.6	1242.6	1207.1	1193.0	1175.2	1162.8	1145.1	1145.1	1118.5
42.5°	1260.3	1271.0	1304.6	1334.8	1315.3	1294.0	1276.3	1263.9	1255.0	1253.2	1224.9
45°	1343.6	1356.0	1393.3	1421.6	1426.9	1411.0	1396.8	1384.4	1377.3	1373.8	1348.9
47.5°	1437.6	1450.0	1483.7	1517.3	1542.2	1538.6	1522.7	1510.3	1515.6	1512.0	1496.1
50°	1542.2	1549.2	1570.5	1609.5	1666.2	1678.6	1675.1	1666.2	1676.9	1676.9	1662.7
52.5°	1625.5	1630.8	1646.7	1692.8	1786.8	1815.1	1838.2	1855.9	1873.6	1884.3	1875.4
55°	1701.7	1701.7	1703.5	1762.0	1902.0	1948.1	1999.5	2036.7	2059.8	2102.3	2120.0
57.5°	1825.8	1816.9	1815.1	1877.2	2040.3	2088.1	2162.6	2215.7	2247.7	2334.5	2332.7
60°	1790.3	1793.9	1857.7	2040.3	2323.9	2366.4	2433.8	2490.5	2550.8	2614.6	2619.9
62.5°	1543.9	1552.8	1648.5	1921.5	2504.7	2726.3	2933.6	3091.4	3180.0	3236.8	3158.8
65°	1081.3	1102.6	1232.0	1565.2	2306.1	2648.3	2976.2	3341.3	3621.4	4055.7	4181.6
67.5°	538.9	554.8	576.1	820.7	1723.0	2203.3	2655.3	3153.4	3525.7	4163.8	4520.1
70°	386.4	393.5	409.5	460.9	771.1	1154.0	1685.7	2398.3	2836.2	3798.7	4302.1
72.5°	299.6	306.7	327.9	400.6	510.5	563.7	670.0	1095.5	1629.0	2623.4	3304.1
75°	232.2	242.8	273.0	361.6	491.0	521.1	526.5	565.5	645.2	1164.6	1852.4
77.5°	163.1	164.9	195.0	312.0	476.8	535.3	526.5	526.5	537.1	593.8	792.4
80°	108.1	109.9	129.4	216.3	418.3	487.5	538.9	514.1	515.8	524.7	538.9
82.5°	56.7	60.3	76.2	131.2	244.6	329.7	448.5	468.0	460.9	469.7	466.2
85°	16.0	16.0	26.6	49.6	120.5	127.6	198.5	271.2	276.5	313.7	335.0
87.5°	0.0	0.0	0.0	0.0	0.0	0.0	0.0	5.3	7.1	16.0	17.7
90°	0.0	0.0	0.0	0.0	0.0	0.0	0.0	0.0	0.0	0.0	0.0



REPORT NUMBER: P228236

CATALOG NUMBER: ISS-AF-1200-LED-E1-SL3-8030

CANDELA DISTRIBUTION (continued):

	52.5°	55°	57.5°	59°	60°	62.5°	65°	67.5°	70°	72.5°	75°
0°	1322.4	1322.4	1322.4	1322.4	1322.4	1322.4	1322.4	1322.4	1322.4	1322.4	1322.4
2.5°	1364.9	1357.8	1356.0	1352.5	1354.3	1348.9	1347.2	1340.1	1340.1	1336.5	1333.0
5°	1373.8	1366.7	1373.8	1361.4	1363.1	1357.8	1348.9	1348.9	1341.9	1336.5	1325.9
7.5°	1348.9	1348.9	1350.7	1343.6	1345.4	1343.6	1333.0	1331.2	1320.6	1320.6	1308.2
10°	1302.9	1302.9	1309.9	1304.6	1306.4	1304.6	1299.3	1297.5	1294.0	1294.0	1274.5
12.5°	1249.7	1260.3	1271.0	1265.6	1265.6	1269.2	1269.2	1271.0	1269.2	1267.4	1251.5
15°	1205.4	1221.3	1232.0	1230.2	1232.0	1240.8	1244.4	1246.1	1251.5	1249.7	1235.5
17.5°	1164.6	1182.3	1191.2	1198.3	1203.6	1210.7	1221.3	1226.6	1233.7	1232.0	1217.8
20°	1127.4	1143.3	1159.3	1168.1	1169.9	1184.1	1196.5	1212.5	1216.0	1219.5	1201.8
22.5°	1088.4	1102.6	1134.5	1129.1	1141.6	1168.1	1175.2	1198.3	1198.3	1210.7	1185.9
25°	1054.7	1056.5	1106.1	1097.2	1107.9	1155.7	1161.1	1201.8	1191.2	1208.9	1180.5
27.5°	1021.0	1019.2	1079.5	1068.9	1081.3	1146.9	1150.4	1207.1	1196.5	1217.8	1180.5
30°	996.2	990.9	1060.0	1038.7	1056.5	1138.0	1139.8	1212.5	1203.6	1232.0	1193.0
32.5°	990.9	982.0	1042.3	1026.3	1044.1	1129.1	1139.8	1232.0	1221.3	1256.8	1207.1
35°	1013.9	999.7	1051.1	1037.0	1051.1	1132.7	1148.6	1262.1	1249.7	1290.4	1240.8
37.5°	1056.5	1045.8	1088.4	1074.2	1084.8	1157.5	1171.7	1301.1	1299.3	1348.9	1292.2
40°	1130.9	1120.3	1154.0	1134.5	1143.3	1210.7	1217.8	1356.0	1361.4	1421.6	1364.9
42.5°	1232.0	1214.2	1240.8	1217.8	1230.2	1290.4	1283.4	1423.4	1439.3	1522.7	1457.1
45°	1361.4	1338.3	1354.3	1329.4	1338.3	1389.7	1370.2	1513.8	1529.7	1632.6	1574.1
47.5°	1503.2	1474.8	1494.3	1462.4	1467.7	1522.7	1487.2	1621.9	1646.7	1776.1	1719.4
50°	1673.3	1636.1	1643.2	1613.1	1616.6	1671.6	1632.6	1754.9	1785.0	1928.6	1879.0
52.5°	1891.4	1838.2	1838.2	1797.4	1799.2	1854.1	1806.3	1912.6	1946.3	2091.7	2058.0
55°	2178.5	2136.0	2127.1	2084.6	2070.4	2081.0	2013.7	2088.1	2125.3	2261.8	2235.2
57.5°	2407.2	2401.9	2428.5	2368.2	2354.0	2357.6	2272.5	2277.8	2320.3	2426.7	2435.5
60°	2685.5	2694.3	2697.9	2648.3	2642.9	2593.3	2506.4	2492.3	2545.4	2618.1	2646.5
62.5°	3128.6	3119.8	3075.5	3038.2	3004.5	2871.6	2823.7	2745.8	2820.2	2861.0	2919.5
65°	4080.5	3988.3	3704.7	3729.5	3640.9	3352.0	3311.2	3153.4	3270.4	3272.2	3382.1
67.5°	5023.5	5204.3	5030.6	5034.2	4833.9	4311.0	4185.1	3871.3	3936.9	3860.7	3917.4
70°	5184.8	5438.3	5913.4	5828.3	5817.7	5415.3	4991.6	4468.7	4272.0	4108.9	3977.7
72.5°	4461.6	4715.1	5411.7	5218.5	5291.2	5413.5	4972.1	4580.4	4140.8	3933.4	3649.8
75°	3139.3	3504.4	4211.7	4110.6	4163.8	4365.9	3986.6	3940.5	3431.7	3293.5	2857.4
77.5°	1682.2	2134.2	2926.6	2802.5	2825.5	2940.7	2545.4	2463.9	1972.9	1836.4	1341.9
80°	756.9	1049.4	1643.2	1504.9	1464.2	1398.6	1029.9	811.8	496.3	329.7	228.7
82.5°	501.6	521.1	728.5	631.0	590.3	487.5	315.5	186.1	147.1	124.1	118.8
85°	336.8	308.4	306.7	271.2	251.7	198.5	147.1	92.2	76.2	63.8	58.5
87.5°	19.5	12.4	17.7	19.5	14.2	12.4	8.9	0.0	1.8	0.0	1.8
90°	0.0	0.0	0.0	0.0	0.0	0.0	0.0	0.0	0.0	0.0	0.0



REPORT NUMBER: P228236

CATALOG NUMBER: ISS-AF-1200-LED-E1-SL3-8030

CANDELA DISTRIBUTION (continued):

	77.5°	80°	85°	90°	95°	100°	102.5°	105°	107.5°	110°	112.5°
0°	1322.4	1322.4	1322.4	1322.4	1322.4	1322.4	1322.4	1322.4	1322.4	1322.4	1322.4
2.5°	1324.1	1324.1	1322.4	1309.9	1302.9	1299.3	1286.9	1285.1	1279.8	1278.0	1278.0
5°	1322.4	1315.3	1306.4	1288.7	1271.0	1255.0	1249.7	1237.3	1228.4	1217.8	1217.8
7.5°	1297.5	1290.4	1271.0	1244.4	1221.3	1198.3	1185.9	1168.1	1154.0	1139.8	1136.2
10°	1269.2	1258.5	1232.0	1196.5	1166.4	1125.6	1109.6	1086.6	1070.6	1049.4	1028.1
12.5°	1239.0	1232.0	1200.0	1159.3	1113.2	1061.8	1037.0	1005.1	983.8	959.0	927.1
15°	1226.6	1212.5	1171.7	1120.3	1063.6	1001.5	966.1	932.4	900.5	872.1	829.6
17.5°	1210.7	1193.0	1146.9	1086.6	1015.7	941.2	895.2	857.9	815.4	785.3	737.4
20°	1193.0	1166.4	1116.7	1044.1	964.3	875.7	817.2	779.9	723.2	693.1	636.4
22.5°	1178.8	1145.1	1084.8	1003.3	907.6	808.3	739.2	696.6	632.8	597.4	526.5
25°	1175.2	1134.5	1061.8	969.6	859.7	742.7	659.4	616.9	537.1	496.3	413.0
27.5°	1177.0	1129.1	1047.6	941.2	817.2	684.2	585.0	535.3	434.3	391.7	296.0
30°	1178.8	1130.9	1033.4	916.4	778.2	624.0	507.0	448.5	327.9	290.7	205.6
32.5°	1196.5	1138.0	1029.9	896.9	742.7	563.7	418.3	365.2	232.2	210.9	152.4
35°	1217.8	1161.1	1037.0	893.4	716.1	503.4	327.9	273.0	166.6	161.3	124.1
37.5°	1262.1	1196.5	1065.3	902.3	700.2	441.4	244.6	209.2	131.2	134.7	108.1
40°	1329.4	1256.8	1111.4	928.8	698.4	379.3	180.8	163.1	113.4	117.0	99.3
42.5°	1419.8	1340.1	1182.3	985.6	707.3	320.8	145.4	140.0	104.6	108.1	95.7
45°	1538.6	1457.1	1281.6	1058.2	732.1	273.0	127.6	127.6	101.0	104.6	93.9
47.5°	1689.3	1598.9	1403.9	1155.7	771.1	246.4	120.5	122.3	99.3	104.6	93.9
50°	1859.5	1760.2	1559.9	1281.6	831.3	239.3	122.3	122.3	101.0	104.6	93.9
52.5°	2036.7	1944.5	1728.3	1425.2	914.7	255.3	125.9	124.1	101.0	104.6	92.2
55°	2217.5	2134.2	1914.4	1593.6	1029.9	312.0	134.7	129.4	101.0	104.6	93.9
57.5°	2398.3	2339.8	2109.4	1774.4	1173.5	414.8	170.2	150.7	111.7	113.4	95.7
60°	2602.2	2559.6	2329.2	2011.9	1377.3	574.3	249.9	189.7	132.9	125.9	102.8
62.5°	2866.3	2855.7	2673.1	2354.0	1705.2	804.8	354.5	230.4	143.6	131.2	109.9
65°	3332.5	3360.8	3187.1	2754.6	1923.3	810.1	345.7	202.1	134.7	124.1	108.1
67.5°	3800.4	3717.1	3270.4	2694.3	1735.4	538.9	219.8	157.8	118.8	115.2	101.0
70°	3782.7	3555.8	2965.6	2355.8	1370.2	292.5	159.5	131.2	106.4	106.4	95.7
72.5°	3392.7	3056.0	2424.9	1864.8	914.7	186.1	134.7	115.2	97.5	95.7	88.6
75°	2554.3	2157.2	1558.1	1074.2	407.7	120.5	102.8	93.9	85.1	85.1	78.0
77.5°	1201.8	677.1	375.8	249.9	136.5	81.5	70.9	70.9	69.1	70.9	63.8
80°	163.1	147.1	125.9	109.9	83.3	56.7	51.4	53.2	51.4	53.2	47.9
82.5°	99.3	88.6	72.7	69.1	51.4	39.0	37.2	39.0	35.5	37.2	28.4
85°	47.9	42.5	33.7	31.9	26.6	23.0	19.5	23.0	17.7	19.5	12.4
87.5°	0.0	3.5	1.8	3.5	3.5	3.5	0.0	3.5	0.0	3.5	0.0
90°	0.0	0.0	0.0	0.0	0.0	0.0	0.0	0.0	0.0	0.0	0.0



REPORT NUMBER: P228236

CATALOG NUMBER: ISS-AF-1200-LED-E1-SL3-8030

CANDELA DISTRIBUTION (continued):

	115°	117.5°	120°	122.5°	125°	127.5°	130°	135°	145°	155°	165°
0°	1322.4	1322.4	1322.4	1322.4	1322.4	1322.4	1322.4	1322.4	1322.4	1322.4	1322.4
2.5°	1269.2	1263.9	1262.1	1255.0	1253.2	1246.1	1244.4	1237.3	1224.9	1219.5	1210.7
5°	1201.8	1193.0	1185.9	1182.3	1168.1	1161.1	1150.4	1136.2	1109.6	1097.2	1076.0
7.5°	1107.9	1106.1	1084.8	1077.7	1060.0	1047.6	1031.7	1008.6	969.6	946.6	912.9
10°	1005.1	998.0	973.2	959.0	935.9	918.2	896.9	863.3	803.0	755.1	703.7
12.5°	909.3	888.1	859.7	838.4	810.1	785.3	760.4	709.0	613.3	535.3	464.4
15°	810.1	778.2	748.0	712.6	682.4	643.5	615.1	547.7	421.9	326.2	281.8
17.5°	709.0	664.7	631.0	583.2	549.5	496.3	466.2	384.7	276.5	234.0	219.8
20°	602.7	544.2	507.0	448.5	414.8	347.4	324.4	265.9	212.7	196.8	193.2
22.5°	489.2	418.3	377.6	313.7	290.7	249.9	232.2	203.8	179.0	171.9	175.5
25°	370.5	294.3	267.7	221.6	212.7	191.4	184.3	170.2	157.8	157.8	163.1
27.5°	264.1	205.6	198.5	170.2	168.4	157.8	152.4	145.4	141.8	145.4	152.4
30°	193.2	156.0	156.0	140.0	140.0	132.9	131.2	127.6	127.6	134.7	141.8
32.5°	152.4	127.6	131.2	118.8	120.5	115.2	117.0	115.2	117.0	122.3	127.6
35°	127.6	109.9	115.2	104.6	108.1	102.8	106.4	106.4	109.9	111.7	113.4
37.5°	113.4	101.0	104.6	97.5	101.0	95.7	101.0	101.0	102.8	102.8	102.8
40°	104.6	93.9	99.3	92.2	97.5	92.2	97.5	97.5	95.7	93.9	95.7
42.5°	99.3	92.2	97.5	90.4	95.7	90.4	93.9	92.2	88.6	88.6	88.6
45°	97.5	90.4	93.9	88.6	92.2	86.9	90.4	88.6	83.3	81.5	85.1
47.5°	97.5	88.6	93.9	86.9	90.4	85.1	88.6	83.3	78.0	78.0	83.3
50°	97.5	88.6	93.9	86.9	90.4	83.3	85.1	79.8	72.7	74.4	81.5
52.5°	99.3	92.2	95.7	88.6	90.4	79.8	83.3	76.2	70.9	72.7	78.0
55°	101.0	92.2	95.7	85.1	86.9	79.8	79.8	76.2	70.9	70.9	76.2
57.5°	101.0	90.4	92.2	83.3	85.1	76.2	78.0	74.4	69.1	67.4	70.9
60°	104.6	93.9	93.9	81.5	83.3	74.4	76.2	72.7	67.4	63.8	65.6
62.5°	108.1	95.7	97.5	85.1	85.1	76.2	78.0	70.9	63.8	60.3	62.0
65°	108.1	95.7	97.5	86.9	86.9	78.0	78.0	70.9	60.3	56.7	56.7
67.5°	102.8	93.9	95.7	86.9	86.9	78.0	78.0	69.1	58.5	53.2	51.4
70°	99.3	90.4	92.2	81.5	83.3	74.4	74.4	65.6	55.0	49.6	46.1
72.5°	90.4	83.3	83.3	76.2	74.4	65.6	65.6	60.3	51.4	44.3	40.8
75°	78.0	70.9	69.1	62.0	62.0	56.7	55.0	49.6	42.5	37.2	35.5
77.5°	63.8	55.0	55.0	46.1	46.1	40.8	42.5	37.2	31.9	30.1	28.4
80°	46.1	37.2	37.2	30.1	30.1	24.8	26.6	24.8	23.0	23.0	21.3
82.5°	28.4	19.5	21.3	16.0	19.5	14.2	16.0	14.2	14.2	12.4	12.4
85°	14.2	7.1	10.6	5.3	8.9	1.8	5.3	3.5	3.5	3.5	3.5
87.5°	1.8	0.0	1.8	0.0	0.0	0.0	0.0	0.0	0.0	0.0	0.0
90°	0.0	0.0	0.0	0.0	0.0	0.0	0.0	0.0	0.0	0.0	0.0

REPORT NUMBER: P228236

CATALOG NUMBER: ISS-AF-1200-LED-E1-SL3-8030

CANDELA DISTRIBUTION (continued):

	175°	180°
0°	1322.4	1322.4
2.5°	1201.8	1207.1
5°	1068.9	1070.6
7.5°	907.6	904.0
10°	693.1	684.2
12.5°	446.7	434.3
15°	269.4	265.9
17.5°	216.3	216.3
20°	193.2	193.2
22.5°	179.0	179.0
25°	168.4	170.2
27.5°	159.5	159.5
30°	148.9	148.9
32.5°	131.2	131.2
35°	117.0	115.2
37.5°	104.6	106.4
40°	95.7	97.5
42.5°	92.2	92.2
45°	88.6	88.6
47.5°	88.6	88.6
50°	86.9	88.6
52.5°	85.1	85.1
55°	79.8	81.5
57.5°	74.4	76.2
60°	69.1	69.1
62.5°	62.0	62.0
65°	56.7	56.7
67.5°	49.6	49.6
70°	44.3	44.3
72.5°	39.0	39.0
75°	33.7	33.7
77.5°	28.4	26.6
80°	21.3	21.3
82.5°	12.4	12.4
85°	3.5	3.5
87.5°	0.0	0.0
90°	0.0	0.0

(END OF REPORT)